

# Standard Q-Bags

SWL	SF
500kg	5:1; Oneway, 6:1 Multitrip
1000kg	5:1; Oneway, 6:1 Multitrip
1500kg	5:1; Oneway, 6:1 Multitrip
2000kg	5:1; Oneway

## Standard Fill spout:

Diameter 250–550 mm-ig Length: 500 mm

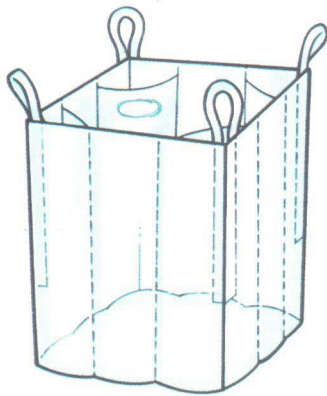
## Standard Discharge spout:

Diameter 250–550 mm-ig Length: 500 mm

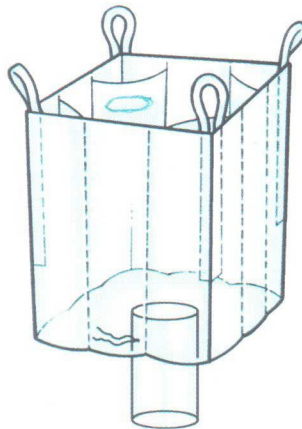
## Loop length: 250 mm

### Type:

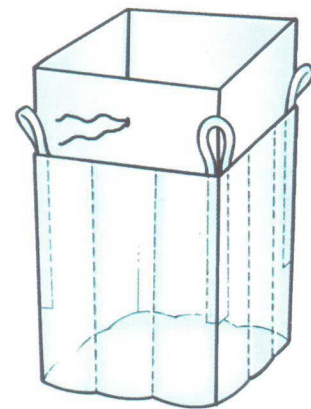
Open top  
Plain Bottom



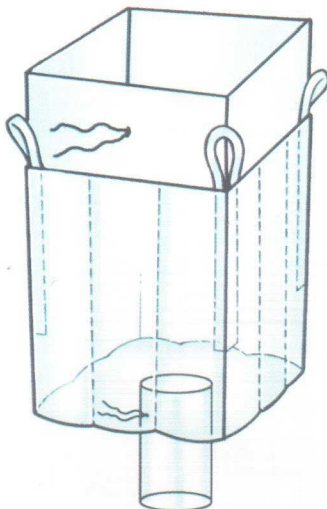
Open top  
Bottom discharge



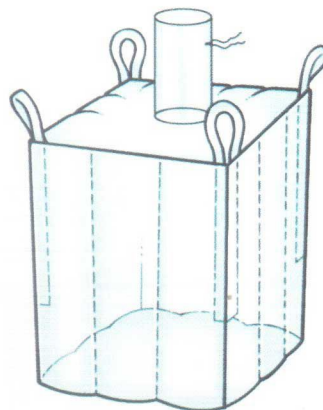
Skirt top  
Plain Bottom



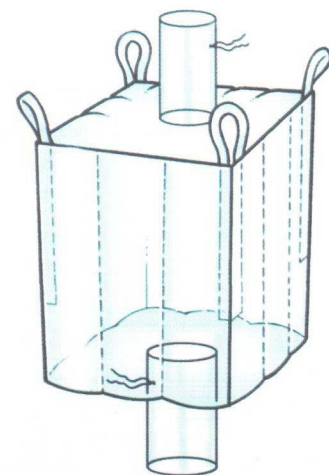
Skirt top  
Bottom discharge



Top spout  
Plain Bottom



Top spout  
Bottom discharge

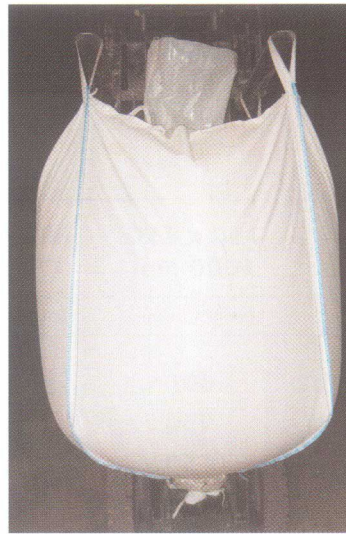


**ATTENTION: THE HEIGHT OF BAG SHOULD NOT EXCEED TWICE THE BOTTOM SIZE IN ORDER TO MAINTAIN STABILITY.**

# Standard Big-Bag

The typical 4-loops bag with

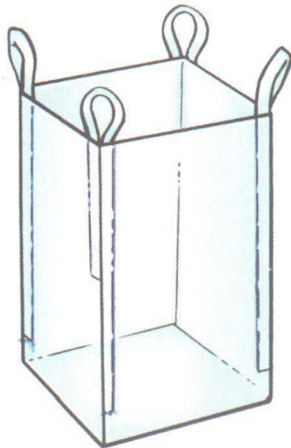
## Conical or Plain Bottom



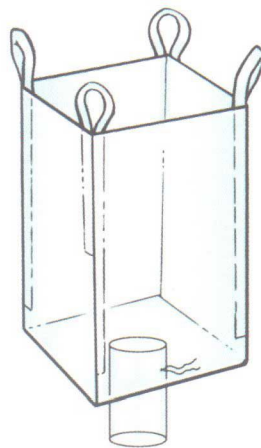
Flexible I.B.C. 0,3–3m<sup>3</sup>

### Type:

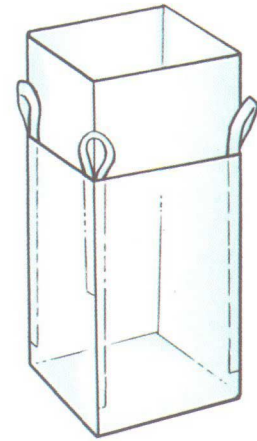
Open top  
Plain Bottom



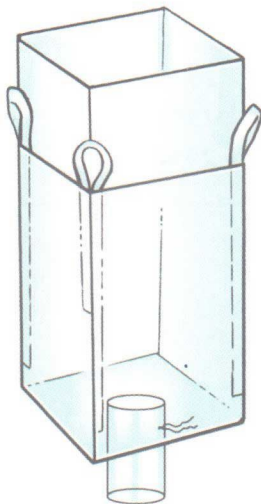
Open top  
Bottom discharge



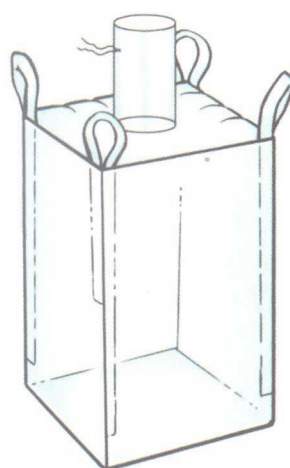
Skirt top  
Plain Bottom



Skirt top  
Bottom discharge



Top spout  
Plain Bottom



Top spout  
Bottom discharge

